

CREWS Trust Fund Financial Report

DFi



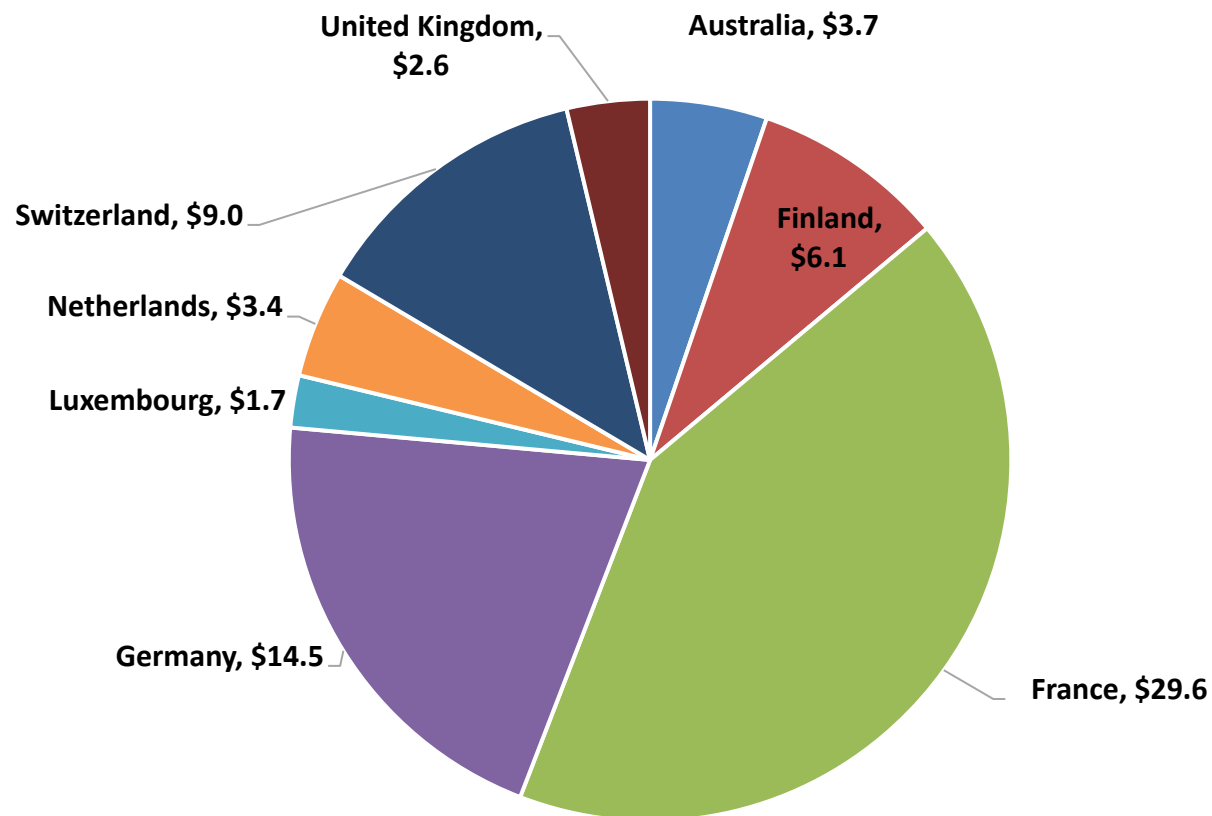
13th Steering Committee Meeting
June 17, 2021

Contributions as of March 31, 2021

Total signed: US\$70.53 million

Total received: US\$58.80 million

DFi



Contributions as of March 31, 2021

Total signed: US\$70.53 million

Total received: US\$58.80 million

DFi



Pledges and Contributions					
Updated as of March 31, 2021					
Contributor	Curr	Pledge in Currency of Contribution	Receipts in Currency of Contribution	Total Outstanding Contributions in USDeq. a/	Receipts in USD b/
Australia	AUD	5.00	5.00	-	3.70
Finland	EUR	5.00	5.00	-	6.12
France	EUR	26.43	22.43	4.69	24.88
Germany	EUR	13.00	7.00	7.04	7.47
Luxembourg	EUR	1.50	1.50	-	1.65
Netherlands	USD	3.35	3.35	-	3.35
Switzerland	CHF	9.00	9.00	-	9.00
United Kingdom	GBP	2.00	2.00	-	2.62
Total Contributions Received				11.73	58.80

a/ Valued on the basis of exchange rates as of March 31, 2021
 b/ Represents actual USD receipts

Note: totals may not add up due to rounding

CREWS Cumulative Funding Decisions as of March 31, 2021 (USD million)

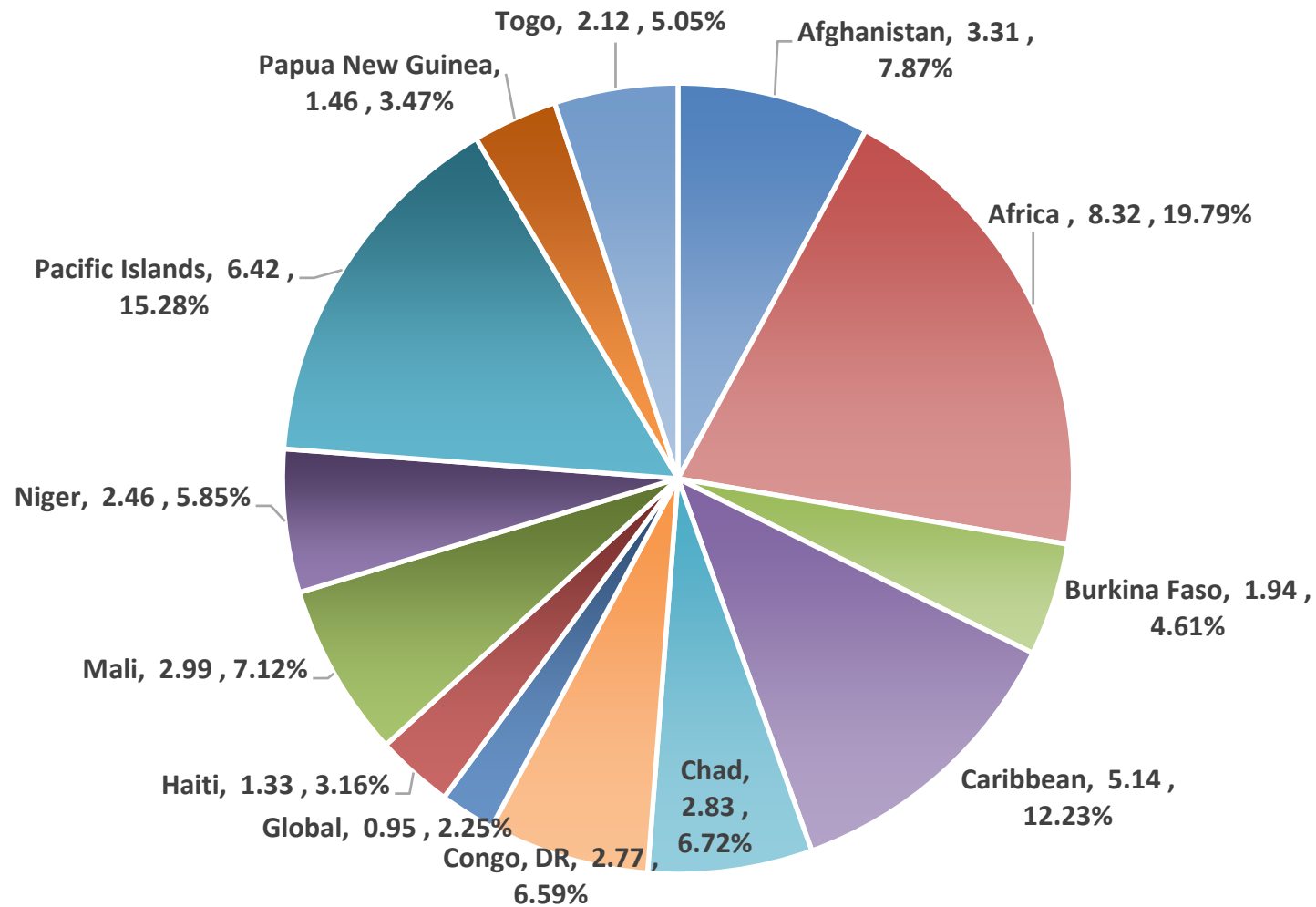
DFi



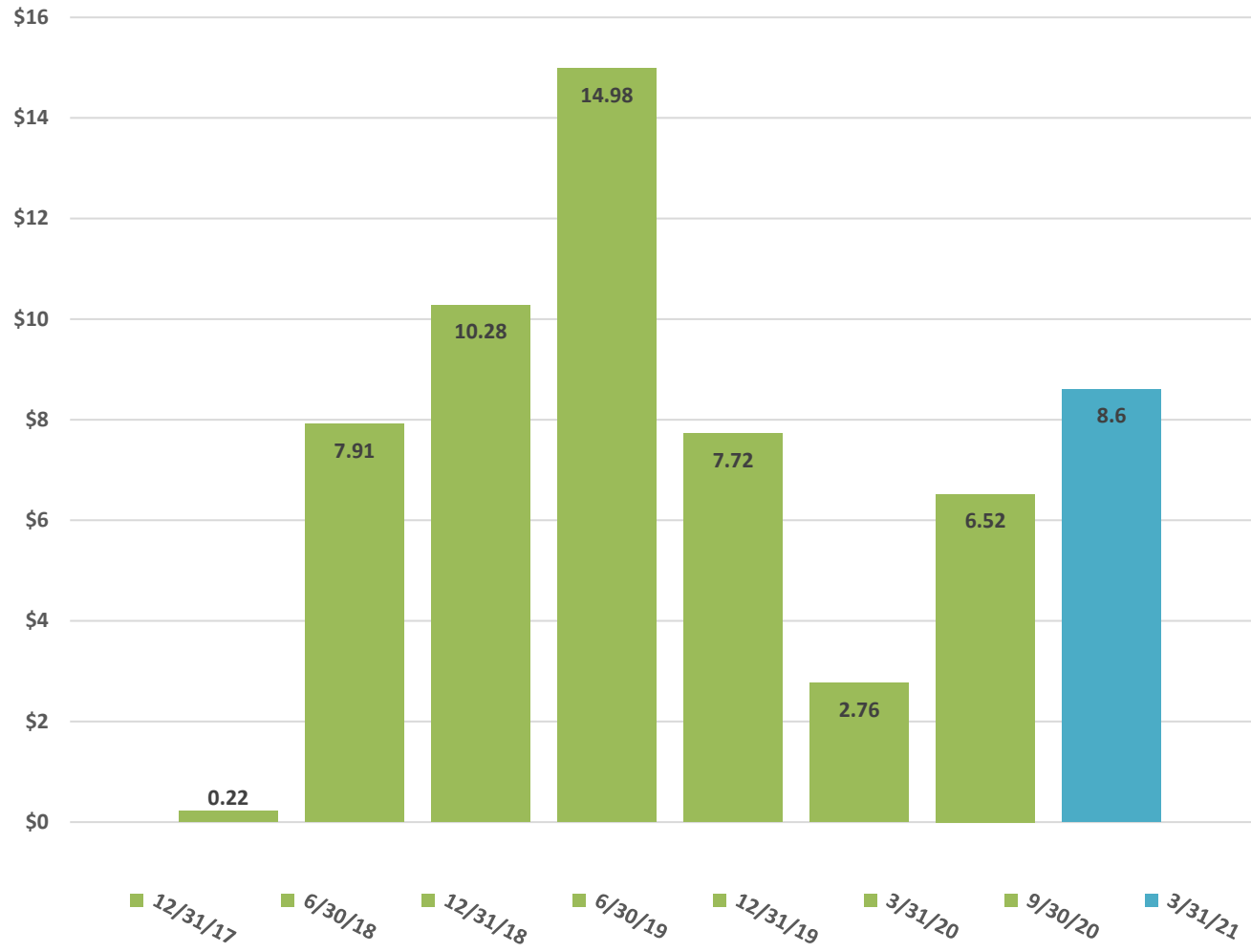
CREWS Projects	Amount approved as of March 31, 2021
Afghanistan	3.31
Africa	8.32
Burkina Faso	1.94
Caribbean	5.14
Chad	2.83
Congo, DR	2.77
Global	0.95
Haiti	1.33
Mali	2.99
Niger	2.46
Pacific Islands	6.42
Papua New Guinea	1.46
Togo	2.12
Subtotal	42.04
Fees	5.17
Administrative budget	4.35
Total funding decisions	51.56

CREWS Projects Funding Decisions as of March 31, 2021 (USD million)

DFi



Funding available for allocation decisions (USD million)



Funding Availability Update: 17 June, 2021

(USD millions)



SOURCES

Funds Available at 31 March 2021	8.60
+ Contributions Rec'd since 31 Mar	<u>8.40</u>
Total	17.00

USES

- FY22 Admin Budget (est)*	<u>1.00</u>
= NET Available after 13th SC meeting	16.00

*based on FY22 proposed amount



Trustee Budget (USD thousands)

Trustee Services	Approved Budget for FY21	Estimated Cost for FY21	Proposed Budget for FY22
Financial and Relationship Management	77	77	80.9
Investment Management	4.5	4.5	5.2
Accounting and Reporting	26	26	27.3
Legal Services	19	19	20
Total	126.5	126.5	133.4